

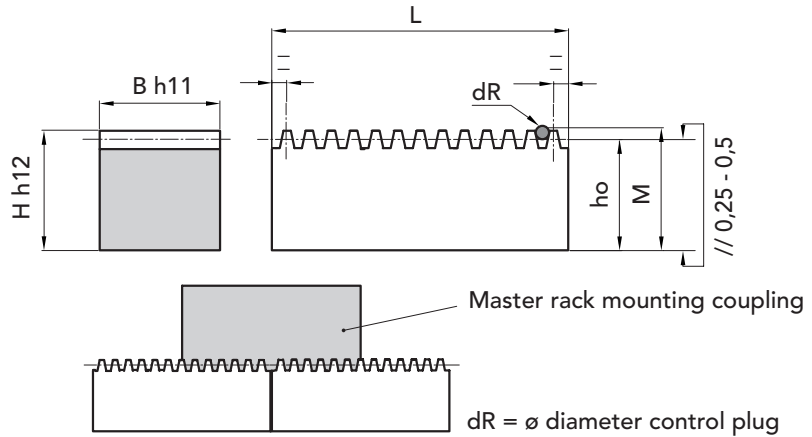


Tolerance on the pitch: = fpt
 from M=1 up to M=3 = ± 0,028
 from M=4 up to M=10 = ± 0,040

Tolerance on the sum of the wheelbases on 100 mm = ± 0,08

Quality class 9 as per norm
DIN 3962/63/67


Pressure angle 20°



RACKS INSTRUCTIONS FOR CONTINUOUS MOUNTING

5

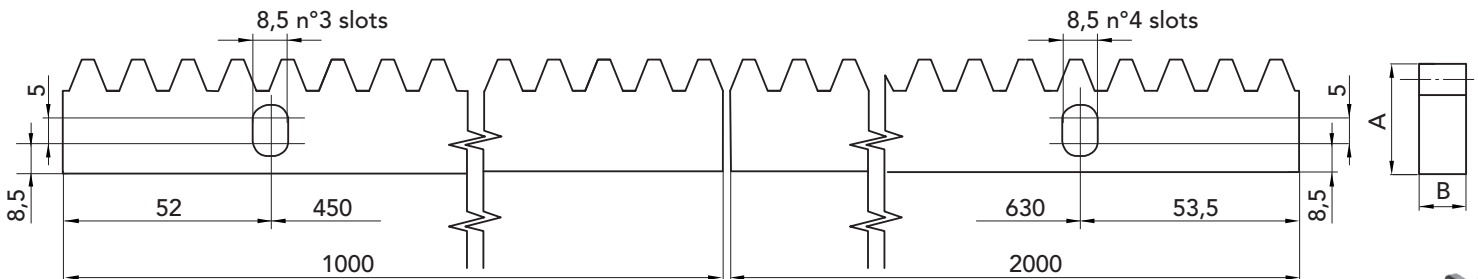
M	B h11	H h12	dR	ho	M	M - ho	L= real lenght of the rack x continuous mounting			
1	15 ⁰ _{-0,110}	15 ⁰ _{-0,180}	2	14	15,71 ⁻⁰ _{-0,35}	1,71	502,1 ± 0,3	1001,6 ± 0,3	2000,4 ± 0,3	2999,3 ± 0,3
1,5	17 ⁰ _{-0,110}	17 ⁰ _{-0,180}	3	15,5	18,09 ⁻⁰ _{-0,35}	2,59	503,6 ± 0,3	1003,1 ± 0,3	2002,0 ± 0,3	3000,8 ± 0,3
2	20 ⁰ _{-0,130}	20 ⁰ _{-0,210}	4	18	21,43 ⁻⁰ _{-0,35}	3,43	502,1 ± 0,3	1004,6 ± 0,3	2003,6 ± 0,3	3002,4 ± 0,3
2,5	25 ⁰ _{-0,130}	25 ⁰ _{-0,210}	5	22,5	26,81 ⁻⁰ _{-0,40}	4,31	502,1 ± 0,3	1004,6 ± 0,3	2001,8 ± 0,3	2999,1 ± 0,3
3	30 ⁰ _{-0,130}	30 ⁰ _{-0,210}	6	27	32,2 ⁻⁰ _{-0,40}	5,2	508,3 ± 0,3	1007,7 ± 0,3	2006,4 ± 0,3	3005,4 ± 0,3
4	30 ⁰ _{-0,130}	30 ⁰ _{-0,210}	8	26	32,92 ⁻⁰ _{-0,40}	6,92	502,1 ± 0,3	1004,6 ± 0,3	2009,7 ± 0,3	3002,3 ± 0,3
4	40 ⁰ _{-0,160}	40 ⁰ _{-0,250}	8	36	42,92 ⁻⁰ _{-0,40}	6,92	502,1 ± 0,3	1004,6 ± 0,3	2009,7 ± 0,3	3002,3 ± 0,3
5	50 ⁰ _{-0,160}	50 ⁰ _{-0,250}	10	45	53,66 ⁻⁰ _{-0,40}	8,66	502,1 ± 0,3	1004,6 ± 0,3	2009,7 ± 0,3	2999,1 ± 0,3
6	60 ⁰ _{-0,190}	60 ⁰ _{-0,300}	12	54	64,6 ⁻⁰ _{-0,40}	10,6	508,3 ± 0,3	1017,0 ± 0,3	2016,0 ± 0,3	3014,8 ± 0,3
8	80 ⁰ _{-0,190}	80 ⁰ _{-0,300}	14	72	82,2 ⁻⁰ _{-0,40}	10,2	-	-	2035,3 ± 0,3	-
10	80 ⁰ _{-0,190}	80 ⁰ _{-0,300}	18	70	83,74 ⁻⁰ _{-0,40}	13,74	-	-	2009,7 ± 0,3	-



Racks for gates with buttonhole, for continuous mounting and zinc-plated, including screws, washers and bushes.

M	A x B	L	
		cod. 1000 mm	cod. 2000 mm
4	30 x 12	30900100	30900200


CONTINUOUS MOUNTING



MATERIAL **C 40**
NORMALIZE

CAD drawings available on our site
www.chiaravalli.com

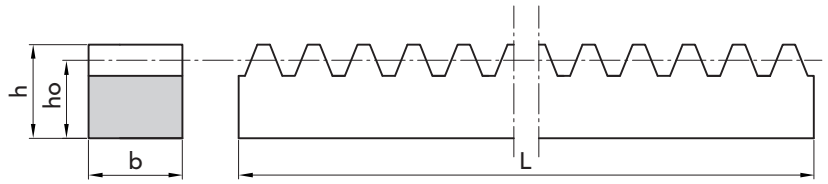
Quantity, availability and prices
 on B2B Chiaravalli





Pressure angle: 20°

All the racks provided by Chiaravalli Group SpA are realized for continuous mounting.



DIMENSIONS b x h

M	PART NUMBER	b	h	ho	L	Kg
1	30910050	15	15	14	500	0,82
	30910100				1000	1,64
	30910200				2000	3,20
	30910300				3000	4,80
1,5	30915050	17	17	15,5	500	1,00
	30915100				1000	2,05
	30915200				2000	4,00
	30915300				3000	6,00
2	30920050	20	20	18	500	1,41
	30920100				1000	2,75
	30920200				2000	5,50
	30920300				3000	8,20
2,5	30925050	25	25	22,5	500	2,10
	30925100				1000	4,50
	30925200				2000	9,00
	30925300				3000	13,40
3	30930050	30	30	27	500	3,10
	30930100				1000	6,50
	30930200				2000	13,00
	30930300				3000	19,40
4	30939050	30	30	26	500	3,05
	30939100				1000	6,10
	30939200				2000	12,50
4	30940050	40	40	36	500	5,50
	30940100				1000	11,00
	30940200				2000	23,00
	30940300				3000	34,00
5	30950050	50	50	45	500	8,30
	30950100				1000	17,50
	30950200				2000	35,00
	30950300				3000	52,40
6	30960050	60	60	54	500	12,65
	30960100				1000	25,50
	30960200				2000	51,00
	30960300				3000	76,40
8	30980200	80	80	72	2000	90,00
10	30999200	80	80	70	2000	87,90

MATERIAL **C 40**
NORMALIZE

CAD drawings available on our site
www.chiaravalli.com

Quantity, availability and prices
on B2B Chiaravalli

